



WKE 2-6 Connecting | Junction | Distributing

IP66

E30-
E90

16²

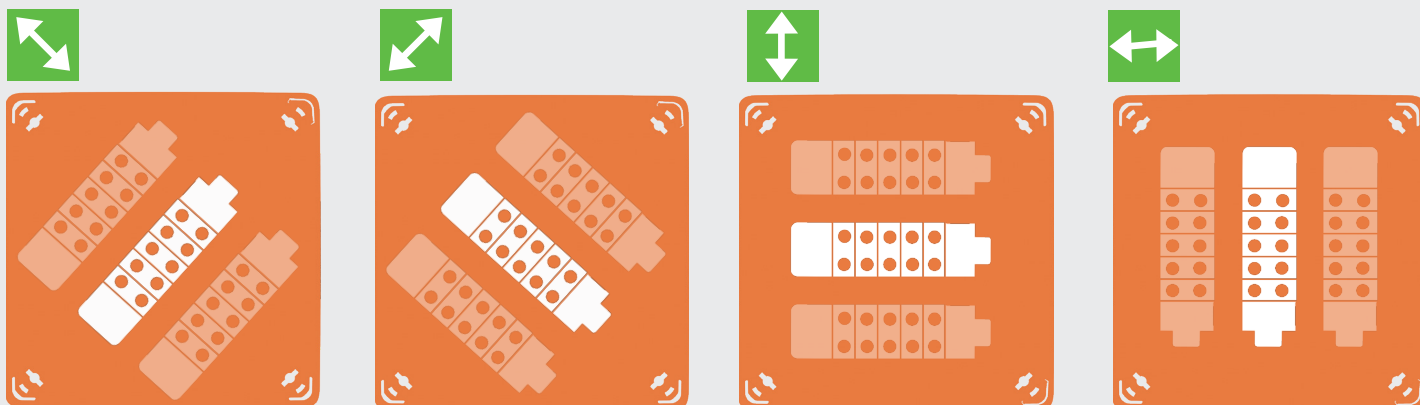

16²

IK08



450V
AC/DC





Variable terminal positioning „Be FLEXIBLE!“

■ One screw for positioning of the base support

- Central fixation
- Accessible at any time

■ Variable positioning

- Rotation in steps of 45°
- Infinitely variable positioning of the longitudinal axis
- Good accessibility of the side and rear cable entries

■ Height-adjustable mounting rail

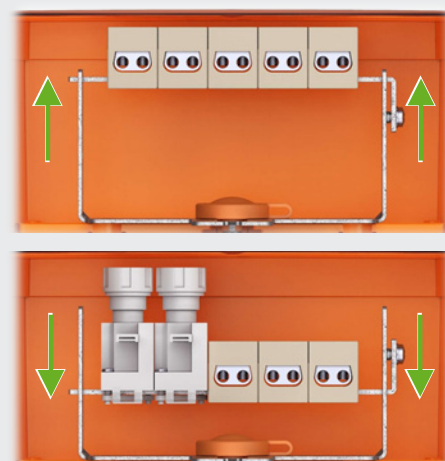
in two positions (from WKE 4)

Standard: Position at the top with the advantage of a raised terminal

Optional: Lower position

Thanks to the unique mounting system the electrician can always place the terminal block fast and safely as required by the local conditions.

■ Mounting in SK II with IP 66



The new WKE sizes - 3 out of 4



WKE 2
100 x 100 x 70mm



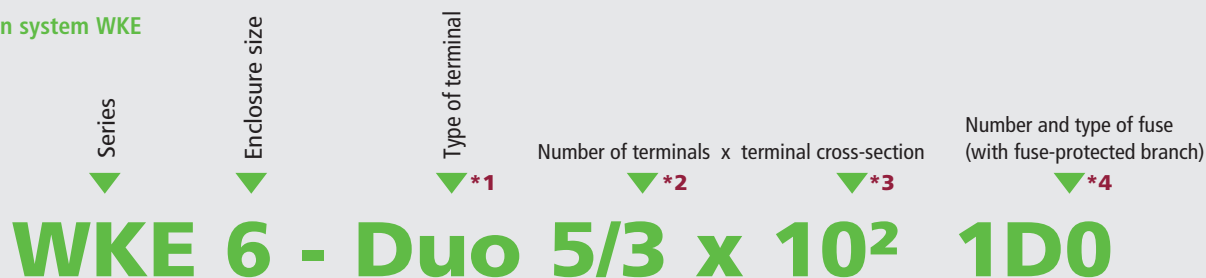
WKE 4
150 x 150 x 85mm



WKE 6
250 x 200 x 120mm

In the previous article description of the fire protection boxes WKE with the box sizes 2-5, the index always referred to the maximum cable cross section at the simple cable extension. In order to adapt the description scheme at the Spelsberg common nomenclature and to highlight the differences of version descriptions with duo terminals significantly, the scheme is now consistently indicating the maximum descendible cross section.

Designation system WKE



*1 Not specified = single terminal
Duo = double terminal

*2 5 = connection and branch 5-pole
5/3 = connection 5-pole / branch 3-pole

*3 Terminal cross-section
= max. cross-section
that can be branched

*4 D0 = NEOZED fuse
SB = wired fuse

Single membranes become multiple membranes

- **Optimised positioning of the knockouts** for cable entries for the typical cable fixation incl. centre marks
- **Patented knockouts**
 - Integrated knocking-out aid
 - Easy and clean knocking-out
 - No rework required

Duroplastics is replaced by thermoplastics

The new WKE is made of a **high-grade polycarbonate** which remains electrically insulating in the first phase of fire and therefore, it causes no short-circuit.

With this, Spelsberg is offering a solution with the safety of duroplastics and the material advantages of thermoplastics.

Further important details...

- **Extensive certifications** as well as **extensive abP** (with a many types of cable)
- The **gross prices remain unchanged** compared with the types of duroplastics.
- Pre-assembled and inclusive accessories with IP66 DMS
- **The proven terminals remain unchanged** and are the same as in the WKE series.

Connecting and Junction

product-number	description	max. conductor cross section /mm ²		number of poles		different conductor cross sections per pole possible with DUO terminals
		cable connecting	cable junction	connection	junction	
866 502 01	WKE 2 - 5 x 1,5 ²	2,5	1,5	5	5	no
867 400 01	WKE 2 - Duo 3 x 4 ²	4	4	3	3	yes
866 512 01	WKE 2 - 3 x 4 ²	6	4	3	3	no
866 504 01	WKE 4 - 5 x 4 ²	10	4	5	5	no
867 710 01	WKE 4 - Duo 5/3 x 6 ²	6	6	5	3	yes
867 410 01	WKE 4 - Duo 5 x 6 ²	6	6	5	5	yes
867 420 01	WKE 6 - Duo 7 x 6 ²	6	6	7	7	yes
866 506 01	WKE 6 - 5 x 6 ²	16	6	5	5	no
867 500 01	WKE 4 - Duo 3 x 10 ²	10	10	3	3	yes
867 510 01	WKE 6 - Duo 5 x 10 ²	10	10	5	5	yes
867 600 01	WKE 6 - Duo 3 x 16 ²	16	16	3	3	yes
867 610 01	WKE 6 - Duo 5 x 16 ²	16	16	5	5	yes

With fused junction

869 111 01	WKE 4 - 3/3 x 6 ² 1SB	6	6	3	3	no
869 121 01	WKE 4 - 5/3 x 6 ² 1SB	6	6	5	3	no
869 221 20	WKE 6 - 5/3 x 10 ² 1D0	10	4	5	3	yes
869 321 20	WKE 6 - 5/3 x 16 ² 1D0	16	4	5	3	yes

For communication lines

868 508 01	WKE 4 - 8 x 1,5 ²	2,5	1,5	8	8	no
868 516 01	WKE 6 - 16 x 1,5 ²	2,5	1,5	16	16	no
868 532 01	WKE 6 - 32 x 1,5 ²	2,5	1,5	32	32	no

למידע נוסף



0732001311



www.ateka.co.il

